

Welcome to Wonderland

‘Red Book’

聞いていると、いつの間にか英語の世界!

【はじめに】子どもたちと英語を使い合うために覚えておきたいこと

- ① 目の前にいる子どもたちは、OK! Thank you. Stop! Good-by!などを、生活の中で使ったことがあるのでは? バナナ、スプーン、ボールを見せて、What is this?と声を掛けると、質問の意味を説明しなくてもしっかり答えてくれるでしょう。アルファベットをAからZまできちんと言えなくてもNHKは読める、そんなことは当たり前の子どもたちと、知っているコトバを中心にやり取りをはじめ、英語を使い合う面白さを経験させます。
- ② 英語を聞き続ける自信をつけるために、CDまたはデジタル版のスライドで、語りかける英語を、何度も聞いていると分かることが増えていく楽しさを経験させます。
- ③ 英語を使い合うときには、算数のように、 $5+7=12$ と必ず正解が出てくるわけではなく、何となくわかったみたい、という段階が大事です。
- ④ 歌やライムを聞かせている間に (Input)、子どもの体がリズムに合わせて前後にゆれ始め、口元が動き始めます。そっと見守っていきましょう。いつの間にか声を出し始めます。その時のイントネーションは聞こえた通りの筈です。
- ⑤ 子どもが使い始める英語を、しっかり受け止めて、自分で修正していく時が来るまで、聞かせ続けることを心がけましょう。
- ⑥ Red Book の活動例は、資料(別刷り) を参考にしてください。



(表紙) Wonderland の全景です。

全体を見渡して、子どもが何かを見つけるまで待ちましょう。子どもたちの呟きが聞こえてくると思います。あ、花咲か爺さん!ピーター・パンだ!狼がいるよ。これ、一寸法師かなあ。ここで、英語で言い直して聞かせようとせず、しばらく呟きに任せていると、子どもたちは、先生から次のひと声がかかるとを待ちかまえている表情になります。

そこで、CD を聞かせてください。聞き取れた英語を真似し始めると思います。

SM(スピーカー・マーク):赤

Do you like this book? This is the book called “Welcome to Wonderland”.

Let’s look at the cover page.

Can you see Kintaro? Can you see Issun-boushi?

Look at Hanasaka Jiisan. He is in the tree, throwing ashes.

Ashes turn into cherry blossoms.

Peter Pan is flying.

Hansel and Gretel are standing by the house.

The witch is hiding behind the house.

Alice is sleeping under the tree. The rabbit is running by her.

眠っているのは不思議の国のアリスです。ここで一休み、聞き取れた名前などを子どもと確かめ合うのもいいですね。

SM: 青

Look at the big house. This is the house that Jack built.

Look at Little Red Riding Hood. Where is the wolf running to?

The boy is running away from the wolf.

The old man is trying to pull out the big turnip.

Look at Jack. Can you see Jack? He is going to market with the cow.

He looks very sad.

Do you know the man with a red cap? Yes, he is Santa Claus.

He has a big white bag. He has many presents in the bag.

Where is his reindeer? Can you find him?


子どもたちが知っているお話の登場人物を見つけて、その名前が聞こえたかどうか、全ての名前を英語で言っていたか確かめながら、もう一度聞き直すと、聞き取れる名前が増えるかもしれません。英語だけなのに分かることが増えていく、この感触は子どもにとって大きな励みになります。

次の授業で、もう一度確かめると、覚えていた名前のほかにも、知っている単語 house, bag, white, big, cow, presents, running, marketなどを聞き取れる場合があります。聞こえた!と教えてくれた子どもの発言を受けて、Oh, you heard “house”? Did you hear “house”? All right. Let’s check. と言ってもう一度チェックをして確かめると、今度は全員が聞き取れます。

このようにして、何度も聞き、聞くことのおもしろさを体験させてください。

絵本・最初の見開き: pp.1-2

お話の登場人物や動物がたくさん! みんないろいろなことをしています。そして、あちこちに Alphabet 26 文字が散らばっています。全部見つけられるでしょうか。こんなところにお魚が! 一本足で立っているのは誰でしょう?



SM: 赤

Let's turn to pages one and two.

What do you see there? Where is Kintaro? There he is!

Santa Claus has a big bag. The jeep is falling out.

Where is his reindeer and his sleigh? Do you think Mr. Santa can find them?

SM: 緑

Can you name all the animals?

An elephant, a panda, a penguin, a zebra, a giraffe, a rabbit, a tortoise,
a squirrel, a horse, a sheep, a cow, a koala, a cat, a mole, a snake.

Whew, so many!

SM:青

There are three little pigs and three naughty monkeys.

A dinosaur is just hatching.

Who is flying? A bat is flying.

Who is crying? A pig is crying.

Who is jumping? A fish is jumping! A fish?

Who has eight legs? The crab does.

Who has six legs? The bee does.

Who has four legs? The dog does.

Who has two legs? The skeleton does.

Who has no legs? The snake does.

Then, who has only one leg? The scarecrow does!

SM:ピンク①

Now, can you find all the alphabet letters?

A, B, C, D, E, F, G, H, I, J, K, L, M, N, O, P, Q, R, S, T, U, V, W, X, Y, Z.

SM:ピンク②

The angel has the A. The B is on the boy's pants.

The cat is looking at the C. The boy is eating the cookie.

Can you find another C-animal? Yes, there is a cow.

C is also for the car. The boy is driving a yellow car.

Can you see balloons? The D is on the yellow balloon.

Look at the boy with the letter E. He is doing a handstand.

Can you find the letter F? Find the teddy bear, then you can find the letter F.

Where is the G? A girl and a dwarf are blowing shampoo bubbles.

The dwarf has a caterpillar, and the girl has the G.

SM:ピンク③

The H is on the green balloon.

Can you find the I? It is purple, and near the giraffe.

Can you find the J? It is green. The boy with the J is jumping.

Can you find the K? It is on the kite.

Can you find the L? It is near the lollipop.

The mother has the M. The twins are standing by their mother.

The N is pink.

SM:ピンク④

The O is an inner tube. The girl has a red swimming suit.

The panda does not have the P. The girl has a blue P. (This is fun.)

The Q is a ball. The girl is bouncing the Q.

The boy has the letter R. It is green.

The S is red.

S is for the scarecrow, the snowman and of course for the Snow White.

The grandmother is spinning yarn from the sheep.

The boy is drawing a T. The T is for the train and the tortoise.

How many U's can you see? They are on the umbrella.

The frog is on the umbrella, too.

SM:ピンク⑤

The girl has the letter V and the “peace” sign.

The W is of course near the watermelon. Its color is orange.

Who has the letter X? Look at the snowman. He has a big X.

Who said “Y!”? Hooray! He did it! The boy is doing a handstand.

Who said “Zzzzzz”? Shhhh! He is sleeping.



Good morning, good morning,
And how do you do?
Good morning, good morning,
I'm fine, how are you?

You are wearing a green shirt,
A green shirt, a green shirt.
You are wearing a green shirt
All day long.

p.3

Hi, Miss Hayashi.

Hi, Midori. How are you?

Fine, thank you, and you?

Fine, thank you.

Let's sing the “Good Morning” song, shall we?

Nobu, you are wearing a pretty skirt.

Thank you. I like it.

Hiroshi, you are wearing a yellow shirt.

Now, shall we sing the song?



Ring-a-ring o' roses,
A pocket full of posies.
A-tishoo! A-tishoo!
We'll all fall down.

The morning bells are ringing,
The boys and girls are singing.
A-tishoo! A-tishoo!
We'll all fall down.

p.4

Now let's make a circle. Who is going to be "it"?

Let's say "Eenie, Meenie, Minie, Mo" and choose "it".

Eenie, Meenie, Minie, Mo;

Catch a piggie by the toe.

If he hollers, let him go.

Eenie, Meenie, Minie, Mo!

You are "it".

Get in the circle.

Now let's sing "Ring-a-ring o' roses", shall we?

Who is she?


Are you Nobu-chan?

Yes, you are right.

Who is he?

Are you Hiroshi? No.

Yutaka! Yes!



Hands, hands! Clap, clap, clap!

Fingers, fingers! Snap, snap, snap!

Head, head! Pat, pat, pat!

Toes, toes! Tap, tap, tap!

Feet, feet! Stamp, stamp, stamp!

p.5

Stand up, everybody. Hands! Hands! Clap, clap, clap!

Fingers! Fingers! Snap, snap, snap!

Head! Hands! Pat, pat, pat!

Toes! Toes! Stamp, stamp, stamp!

All right? Now let's try.

導入の方法: Head and Shoulders を歌えたり、Touch your head.などの指示に従って、体を動かして遊べるようになったところに、リズムに乗って体を動かして遊びます。

1) 音源を聞かせながら、指導者が歌詞の通りに体を動かしてみる。



子どもは、指導者の体の動きを見ながら、音源を聞き取ろうとする。

2) 音源を聞いて、全員で体を動かす。

3) 子どもたちと音源を聞きながら体を動かして、clap, snap, pat, tap, stamp と口ずさむ。

4) 体の部位の名称も加えて、歌詞を言いながら、元気よく動作をつけて唱える。

5) 子どもたちは、hands, clap, pat, tap, stamp の/æ/を聞き取って、真似ることができる。



One potato,
Two potato,
Three potato,
Four!
Five potato,
Six potato,
Seven potato,
More!

P.6

Make fists. I have two potatoes here. So do I.

Yes. Your potatoes are nice and big. Now here we go...

『えいごリアン 2000~2001』でもマイケル達が遊んでいます。






Father finger,
 Father finger,
 Where are you?
 Here I am;
 Here I am;
 How do you do?

Here is my finger family.

This is my father, mother, brother, sister, and baby.

Let's sing.

ワークシートで、遊びながら英語で話し合うこともできます。



Twinkle, twinkle, little star,
 How I wonder what you are,
 Up above the world so high,
 Like a diamond in the sky.

When the blazing sun is gone,
 When he nothing shines upon,
 Then you show your little light,
 Twinkle, twinkle, all the night.



Star light, star bright,
 First star I see tonight.
 I wish I may, I wish I might,
 Have the wish I wish tonight.

pp.7-8

Look at the stars, Yutaka. That is the north star.


宵の明星が西の空に輝き始めます。一番星みつけた! Let's make a wish.

“Star light, star bright, First star I see tonight. I wish I may, I wish I might have the wish I wish tonight.” “It's time to go to bed. Good night, Yutaka.

Sleep tight. Sweet dreams.” “Good night, Mother.”

Star light …のライムは、韻を踏んでいて、その音の流れを、子どもも楽しみながら覚えようとします。英語の韻律を感じ取るように唱えてください。

「きらきら星」と訳されて、音楽の時間でも、歌ったり、レコーダーで演奏したことがあると思います。どの星に歌いかけているのでしょうか。「ABCの歌」としてメロディを覚えている人も多いと思います。



Teddy bear, teddy bear,
Turn around.

Teddy bear, teddy bear,
Touch the ground.

Teddy bear, teddy bear,
Touch your head.

Teddy bear, teddy bear,
Stop instead.

p.9

Hey, you are very good.

Here comes our teddy bear.

Teddy bear: "Let me try."

Children: "Yes, you try. We will sing a song for you."

縄跳びをしているところに、テディベアが遊びに来たようですね。

Hey!と声をかけています。


この他にも、メロディに合わせて、いろいろな歌詞があります。

例: Teddy bear, teddy bear; Go upstairs.

Teddy bear, teddy bear; Say your prayers.

Teddy bear, teddy bear; Turn off the light.

Teddy bear, teddy bear; Say 'Good night.'



Diddle, diddle, dumpling, my son John,
Went to bed with his trousers on;
One shoe off and one shoe on,
Diddle, diddle, dumpling, my son John.

Diddle, diddle, dumpling, my son John.
Went to bed with his trousers on;
One shoe off and one shoe on,
Diddle, diddle, dumpling, my son John.

p.10

Shhhhhh! Hush! Look at John. He is sound asleep. Don't wake him up.

このライムを子どもたちに数回聞かせて、そろそろ一緒に言いたくなったところに、子どもたちに Diddle, diddle dumpling, my son John. のところだけを繰り返してリズムを楽しませます。子どもたちが自信をもって Diddle dumpling, my son John. を言えるようになった時、それをず——ツと続けていてね、といって、指導者だけが、4行を言います。メロディのない二重唱になります。この音の楽しさが身についたころ、皆で、Went to bed with his trousers on, One shoe off and one shoe on も全部言うように誘いかけます。難しそう、とか、覚えなくちゃ、という緊張無しに、ライムを楽しむことができます。

pp.11-12 The dollhouse 人形の家



かわいらしい家具や道具が並んだ人形の家です。男の子の隣りにある扉、ストッキング、クリスマス・ツリーは、実は別のページのもので、切り抜いて、お人形の家にはり付けて遊べます。絵を見ながら、部屋の様子や家具、そして食べ物などについてやり取りをします。

SM:青

This is my dollhouse. I like this dollhouse. It is nine o'clock.

Open the refrigerator. There are two apples.

There is a piece of cake. And there is a big watermelon.

Do you like watermelons? I do! I like watermelons very much.

Where is my teddy bear? It is on the rocking chair.

Where is the rocking chair? It is by the table.

Where is the table? It is in the living room.

Where is the living room? It is on the second floor.

Oh, I see.

Where is the Christmas pie? It is on the table.

Where is the table? It is in the kitchen.

Oh, I see.

Where are my slippers? They are by the bed.

Where is the bed? It is in the bedroom.

Where is the bedroom? It is on the third floor.

Do you like my sweater? Yes. I like your skirt, too.

Do you like me? Yes, of course I do.

SM:ピンク

Now, can you say all the things in the dollhouse?

Look at the house closely, and let's try to say them from the top to the bottom.

A weather vane, a roof, a chimney, a bedroom, a bed, a pillow, a quilt, a bedside table, an alarm clock, a pair of slippers, a stool, a chest of drawers, a basket, balls of yarn, a carpet.

色々なものの名前を続けて言っている時に、短い音ですが、冠詞が聞こえてきます。子どもは、冠詞がなんであるかは分かっていませんが、この短い音が聞えていることがとても大事です。聞きながら真似をするときに、子どもはこの音を落とさないで発音するでしょう。

次の語りかけでも、同じように冠詞の小さな音が聞こえてきます。

SM:緑

Now look at the living room.

There is a window with pretty curtains. A rocking chair, a teddy bear, a table, a table cloth, a vase, pink flowers, a picture of a rainbow, an armchair, a plant, a cupboard, a teapot, plates, cups, big jars and small jars, napkins.

What is there on the shelf?

A big bowl, a jar, a candle, a duck, a tray, a basket, and a platter.

SM:赤

Now, what is there in the kitchen? What is there in the refrigerator?

Let's look at the things in the kitchen one by one. A window, yellow curtains, a sink, a faucet, a stove, a kettle, an oven, a stool, a refrigerator, a piece of

cake, two apples, a watermelon, scales, salt and pepper, a picture, a lamp, a dining table, a knife, three forks, four plates, a big pie, a chair, a doll, a fireplace, a stocking, a present, four books.

What colors are they? They are brown, red, yellow, and blue.

What color is the cat? Hmm. Gray? I think so.

By the way, where did you put your Christmas tree?

Did you put it by the fireplace?

Look at Santa Claus. He is going to the next house to deliver presents.

pp. 13-14 Little Red Riding Hood 赤頭巾ちゃんのお話



※赤ずきんちゃんのお家の台所です。赤ずきんちゃんがおばあさんの家に届けるものをバスケットに用意しています。絵の枠の外にあるものは、テキストでは切り抜いて貼るようにし、デジタル版では、移動させて、白いところを埋められるようになっていきます。この指示も英語で行い、やり取りを豊かにします。

SM:ピンク

This is the story of Little Red Riding Hood.

L.: Good morning, Mommy.

M.: Good morning, little Red Riding Hood. How are you, my dear?

L.: Fine, thank you. Oh, cookies. A big cake! What is in the basket?

Apples and bananas. Ummm. Grape juice. Is that bread?

M.: Yes, my dear, but these are all for your granny. She is sick in bed.

So, will you take them to your granny?

L.: Yes, I will.

M.: But please be careful of the big bad wolf.

L.: Yes, of course, I will. I will be careful.

※他の 2 つのスピーカー・マークは聞かせないで、「赤ずきんちゃん」のお話を続けて聞かせることもできます。資料として、2 つの音源の英語も、続けて記録します。

SM:緑

Do you like the cake? I do. How about the cookies? I like the cookies.

There are five on the plate. Do you like fruit? I like bananas.

There are three bananas and two apples. They are in the basket.

Do you like strawberries? Yes, you do. I do, too.

Do you see any vegetables? There are five potatoes and two onions.

Do you see spaghetti? Yes, it's in the jar.

Do you like spaghetti? Yes? I do, too.

SM:赤

Now, let's look around the room.

Where is the red riding hood? Little Red Riding Hood needs it.

Where is the knife? It's on the cutting board.

Where is the kettle? It's on the hot plate.

Where is the cat? It's on the floor. We can't see his face.

Where is the clock? It's on the wall. It's a cuckoo clock. Can you see a bird?

Touch the chair. Touch the stool. The rug, the oven, the sink, the curtain,
the window, the lamp, the door, the door-mat.

Very good!



pp.15-16

狼の尻尾の傍にあるのは、テキストでは切り抜いて貼る、デジタル版ではモグラのお家まで移動させることができます。

SM:ピンク

L.: Hi, Birdie. Good morning.

B.: Chirp, chirp. Good morning.

L.: Hello, Mother monkey. How are you?

Mo.: Fine, thank you. But be careful; the wolf is coming.

L.: Oh, beautiful flowers. I will pick them for granny.

W.: Hello, Little Girl. Who are you?

L.: I am Little Red Riding Hood. Who are you?

W.: I am Mr. Wolf. What do you have?

L.: I have some cookies, apples and bananas, ... and let me see...

W.: What are you doing here?

L.: Well, I am picking some flowers. They are so pretty.

W.: Where are you going?

L.: I am going to my grandmother's house. She is sick in bed.

She is all alone by herself.

W.: Where is her house?

L.: In the woods.

W.: Oh, I see. So, pick some more flowers for your granny.

L.: All right.

W.: See you later. Good-bye.

L.: Good-bye, Mr. Wolf.

お話の筋を追うときには、緑の SM は聞かせません。もう一度お話を辿りながらやり取りをする時に聞かせます。

SM:緑

Can you see any animals in the trees? What are they?

They are a badger, a bird, an owl, a mother monkey and a baby monkey, a squirrel and a rabbit.

The mole is peeping out from his hole.


He has a nice home. He has a big chair and a round table.

There is a glass on the table. He has a television, too.

Poor frog. He is trembling. He is very scared.

Can you see a house? It's Little Red Riding Hood's house.

Can you see her mother? She is working very hard.



pp.17-18

赤ずきんちゃんがおばあさんの家についたところです。部屋の様子、いつもと変りないでしょうか。

SM:緑

Little Red Riding Hood is visiting her grand ...; no? No? A wolf?

A big bad wolf?! Yes, the wolf is in the bed.

Where is the grandmother? She is in the wolf's tummy.

Little Red Riding Hood is taking out a bottle of juice.

Yes, it's grape juice. Do you like grape juice? There is a cake on the table.

A fruitcake. Do you like fruitcake? There are five cherries on the cake.

There are two apples on the table.

Do you like apples? The bananas and bread and cookies are in the basket.

Can you see the cookies? No? They are in the bag.

There is a teapot. Is there any tea in the cup?

Look at the wolf. He is wearing a cap.

Can you see his tail? Take off his blanket. (このブランケットは動かさず。)

Touch his arms. Touch his elbows. Touch his legs. Touch his knees.

Touch his big mouth. Touch his nose. Touch his ears. Touch his eyes.

(狼の頭、肩、膝、つま先に、そして目、耳、口、鼻に触りながら♪Head and Shoulders を歌ってみましょうか。)

He is wearing glasses. Yes, the grandmother's glasses.

Let's look around the room. There is a lamp by the bed.

There is a small table in the corner.

There are three yellow flowers in the vase. Look at the picture on the wall.

Do you see Little Red Riding Hood in the picture?

There are green slippers near the bed.

Those are the grandmother's slippers.

Look at the frog. He is really scared.

You know what happens next.

SM:ピンク

L.: Hello, Grandmother! How are you? Here are some nice things for you.

Do you like apples? Will you have some juice?

W.: Oh, no, thank you, my dear. I don't want any right now. Come here, Little Red Riding Hood. Let me see your face. Come here. I want to hear you better.

L.: Oh, what big ears you have!

W.: Yes, my ears are big. All the better to hear you with, my dear.

L.: And what big eyes you have!

W.: Yes, my eyes are big. All the better to see you with, my dear.

L.: Your mouth is big, too.

W.: Yes, my mouth is big. All the better to eat you with!

L.: [Scream!]



pp. 19-20

SM:緑

Do you know who they are?

They are the doctor, Little Red Riding Hood, her mother, and her grandmother.

There is also a hunter. He killed the wolf and saved Little Red Riding Hood and her grandmother.

How are you, Little Red Riding Hood? Are you all right?

L.: Yes, I am all right. Oh, what a day!

Can you find Mother Monkey? Can you see the rabbit?

Good. They are all very happy. Grandmother will get well soon.

SM:赤

The wolf is dead, and the frog can touch him.

Can you touch his feet? Can you touch his tongue?

Look at the stitches on his tummy. Look at the halo over his head.

Look at the five people.

Who has a basket? Little Red Riding Hood does.

Who has a black bag? The doctor does.

Who has a gun? The hunter does. Very good.

Then, who is wearing a hat? The hunter is.

Who is wearing a pink shawl? The grandmother is.

Who is wearing a green apron? The mother is.

Who is wearing a red riding hood? Yes, of course, Little Red Riding Hood is.

Who is wearing a brown coat? The doctor is.

Then, who is wearing a purple shirt? Yes, the frog is.

SM:青

Do you have your plastic chips? Put your orange chip on the rabbit.

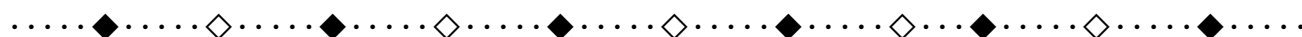
Put your red chip on the yellow bird. Put your green chip on the squirrel.



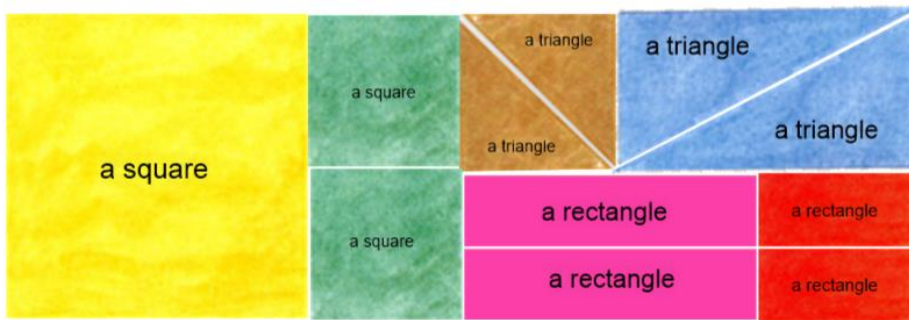
Put your blue chip on the badger. Can you find him?

Put your pink chip on the monkey.

Can you see the baby monkey? I can see the mother monkey's tail.

Put your yellow chip on the bench. Good. You did it!





テキストでは、この形を切り抜いて、並べて、家・机・船・電車・バスなどが作れます。

デジタル版でしたら、カーソルで動かしながら、同じようにして遊べます。

その時に What is this shape?

Is this a square? No, it's a rectangle. These are triangles.

Are you making a house? Is this a window? Is this a door?

Are you also making a house? No, I am not.

What are you making? I am making a ship.

などのやり取りができます。イメージをふくらませながら、英語でお話をしてください。



pp.21-22

SM:ピンク

This is a big elephant. Do you like him? He has a beautiful head cover.

Now we start a board game.

The lady is planting the seeds. Put your chips on the start.

Do you have a die? Throw it. Here we go.

Do you know the girl's name?

She is Thumbelina. She is in the tulip. Here comes a toad.

He says, "Hello!" The stream goes fast. Go ahead to ⑦.

Now rest here at ⑤ and lose one turn.

SM:緑

It is getting cold. That's Mrs. Rat. She is kind.

She tries to help Thumbelina.

That's Mr. Mole. He likes Thumbelina. He wants to marry her.

Here is a swallow. He can't fly. He is very weak. He is cold.

Thumbelina, give him a blanket, and warm him. Go back to ⑨.

Rat: Oh, Thumbelina, don't you like Mr. Mole?

Th.: No, no. I don't like him.

Rat: He is very rich. He has a beautiful velvet coat.

Th.: No, no. I want sunshine.

Rat: Stop crying, or you lose one turn.

SM: 赤

Now the swallow can fly.

Sw.: Get on my back. I will take you to the south.

Th.: Thank you, Swallow.

Sw.: Hold on tight. I fly high.

Now go ahead to ⑩.

Here we are. This is a big palace.

Look at the many flowers. Have a good rest. You lose one turn.

Look at the white flower. The prince is standing in it.

Pr.: Hello. I am the Prince of Flowers. What is your name?

Th.: I am Thumbelina.

Pr.: Come here, Thumbelina. You will be my Princess.

Th.: Thank you, Prince.

Pr. & Th.: Thank you, Swallow!

Sw.: Good-bye, Thumbelina! Good-bye, Prince!

